cutidea · GEOMETRY column

Type it in the piece's **GEOMETRY** column. Empty = HEIGHT × WIDTH rectangle. Geometry sizes are **always in mm**; the piece keeps its HEIGHT × WIDTH (cm), its space on the board (if the shape is bigger, the piece grows). CALCULATE nests it with its shape and GENERATE CNC cuts the outline. If not understood, you are told. Case does not matter.

Basic

CIRCLE	circle (height = width) example on a piece of 60 × 60 cm	
CIRCLE	if height ≠ width: ends rounded with half circles example on a piece of 80 × 40 cm	
TABLE 30	4 rounded corners, radius 30 example on a piece of 100 × 80 cm	
TABLE 30 40 50	a radius per corner (missing one, 0) example on a piece of 100 × 80 cm	
HEXAGON	regular hexagon example on a piece of 50 × 50 cm	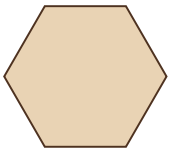
OCTAGON	regular octagon example on a piece of 50 × 50 cm	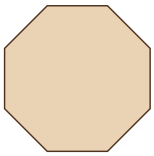
POLYGON SIDES 6 RADII 20 30 40 50	6-sided polygon with corner radii example on a piece of 60 × 60 cm	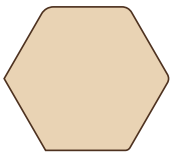

L

`L 600 400 10`	600 leg along height · 400 leg along width · 10 rotation example on a piece of 100 × 80 cm	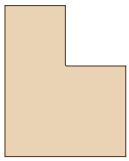
`L 600 400 50 10`	600 · 400 · 50 inner radius · 10 outer radius example on a piece of 100 × 80 cm	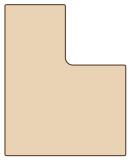
`L 800 800 500 500 10 30`	open L: 800 · 800 · 500 · 500 · 10 opening · 30 rotation example on a piece of 100 × 100 cm	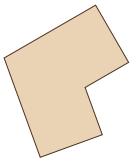

U

`UHEIGHT 300 200 100`	U along the height: 300 1st leg · 200 2nd leg · 100 depth example on a piece of 80 × 60 cm	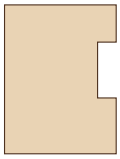
`UWIDTH 300 200 100`	U along the width: 300 · 200 · 100 depth example on a piece of 60 × 80 cm	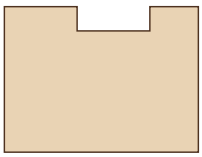

Chamfer

`CHAMFER 50 80`	chamfered corner 50 × 80 example on a piece of 60 × 40 cm	

Free drawing (turtle)

`500R 150U 150L 150U 350L 300D`	legs in mm: r right · l left · u up · d down example on a piece of 60 × 60 cm	
`550R500U500L250DC`	no spaces; c at the end closes back to the start example on a piece of 50 × 55 cm	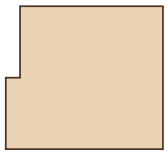
`500 RIGHT 150 UP 150 LEFT 150 UP 350 LEFT 300 DOWN`	the same with words example on a piece of 60 × 60 cm	